

AZTEC

EVERLOC™

RETAINING WALLS

AZTEC SERIES COMPONENTS



450 FULL



CORNER (L/R) WITH
833 UTILITY



810 TRADITIONAL



CAP



810 FULL



425 HALF

Let Your Imagination Be Your Guide!

For your protection and to assure compliance with state and local codes, all walls to be built 4 feet tall or taller must be engineered by a qualified engineer. The cost of this service is very nominal and also gives you a very accurate estimate of the cost of your planned wall. Ask your dealer for details.

EVERLOC™ RETAINING WALLS IS A VERSATILE SEGMENTAL WALL SYSTEM WITH UNLIMITED POSSIBILITIES! THE NEW AZTEC WALL IS A TRUE MULTI-PIECE PATTERN PROVIDING A "NATURAL STONE" APPEARANCE. WITH THREE BASIC SHAPES, AZTEC IS A USER FRIENDLY SYSTEM THAT IS SURE TO GIVE YOUR PROJECT A TOUCH OF ELEGANCE. LET EVERLOC™ BE THE CENTERPIECE OF YOUR NEXT HARDSCAPE PROJECT!

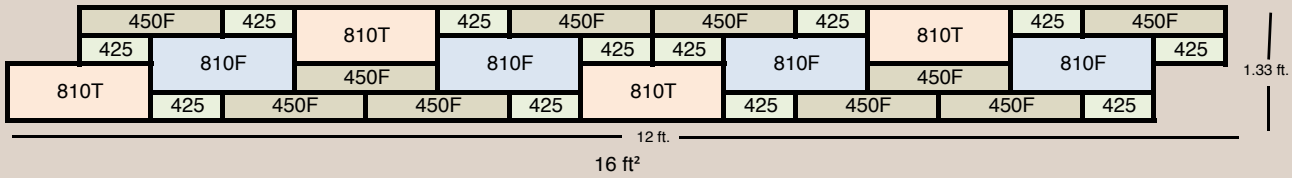
EVERLOC™

P.O. Box 160
2522 SWORDS CREEK ROAD
SWORDS CREEK, VA 24649
TOLL FREE: 877.622.9255
FAX: 276.873.5688
WWW.EVERLOCRETAININGWALLS.COM

EVERLOC™

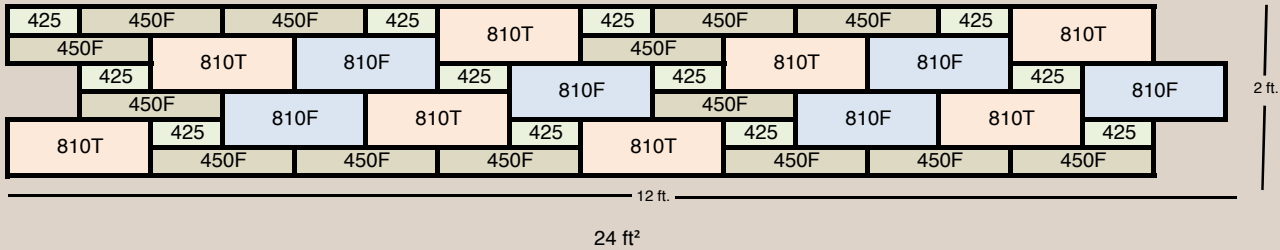
AZTEC PATTERNS

2 Course



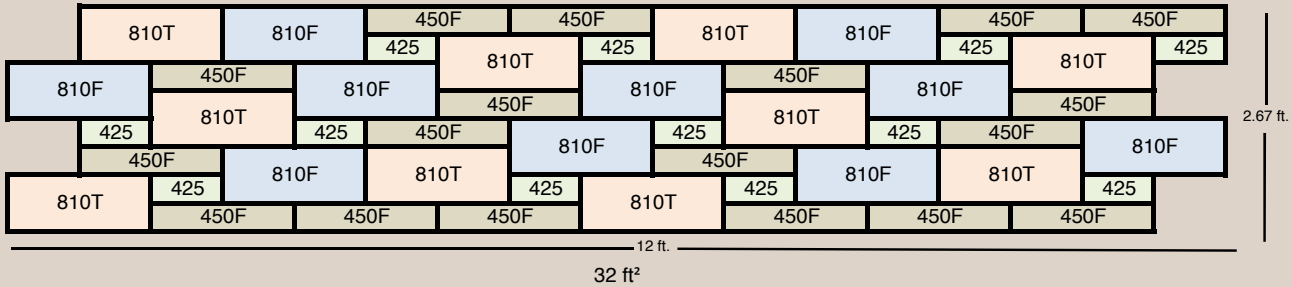
Item	Qty.
810 T	4
810 F	4
450 F	10
425 T	12

3 Course



Item	Qty.
810 T	8
810 F	6
450 F	14
425 T	12

4 Course



Item	Qty.
810 T	10
810 F	10
450 F	18
425 T	12

The two course pattern is recommended for curved walls. This reduces the amount of push or runout due to setback of each course. Consult a Civil Engineer for walls requiring geogrid fabric for placement and pattern type.